

Voucher #: PL 36

Literature: Clark, H.L., 1911  
McClendon, J.F., 1909  
May, R.M., 1924  
Nielsen, E., 1932  
D'Yakonov, A.M., 1954  
Boolootian, R.A. and D. Leighton, 1966

Primary Diagnostic Characters: oral papillae two pair, one stout at apex of jaw, the other spine-like at outer corner of mouth;  
(Figure 1)  
radial shields long and narrow, the distal end in contact;  
aboral disk usually naked in center and in the interradii;  
around the radial shields there is a variable amount of fine scaling;  
tentacle pores large, with two small tentacle scales

Synonym: Hemiliepis arcystata Fell 1962



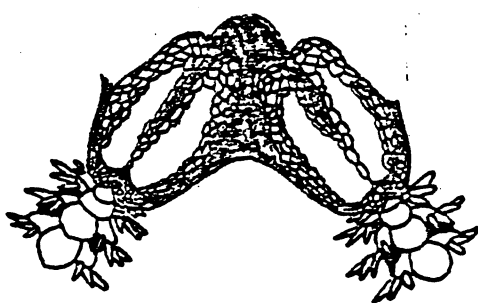
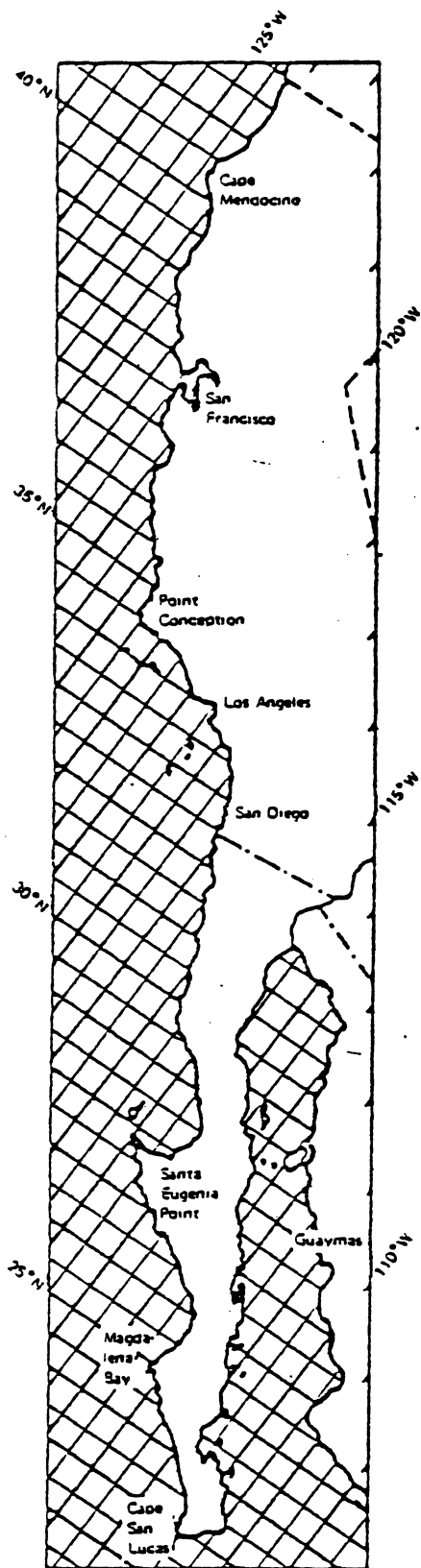


Fig.1a. aboral disk  
b. oral disk  
(from Clark, H.L. 1911, p.146)  
c. oral papillae  
(from Boolootian and Leighton 1966, p.14)



Range: California to Japan

Habitat: 50-950 meters, silty-sand, mud