

SCAMIT CODE: Hyp 78

Date Examined: 13 June 1988

SYNONYMY:

*Sarsiella* sp H of Myers, Hyperion  
*Sarsiella* sp F of MBC  
*Sarsiella* sp B of Point Loma

Vouchered by: Tony Phillips

**Revised** Voucher sheet prepared by: Dean Pasko  
(revised from T. Phillips 1988, SCAMIT NL Vol 7, No. 3)

LITERATURE:

- Kornicker, L.S. 1967. The Myodocopid Ostracoda families Philomedidae and Pseudophilomedidae (New Family). Proc. U. S. Natl. Mus. 121 (3580): 1-35.  
Kornicker, L.S. 1975. Antarctic Ostracoda (Myodocopina). Smith. Contr. Zool. 163 [in 2 parts]: 720 pp.  
Kornicker, L.S. 1986. Sarsiellidae of the Western Atlantic and Northern Gulf of Mexico, and Revision of the Sarsiellinae (Ostracoda: Myodocopina). Smith. Contr. Zool. 415: 217 pp.

DIAGNOSTIC CHARACTERS: Female (Male unknown)

Carapace with convex sides and unique ridge structure including a tall tri-furcate ridge emanating mid-carapace, a triangular ridge and depressed area posteriorly, and a narrow crenulate ridge occupying two-thirds of the valve's margin. The latter is formed by an amorphous gelatinous coating. Ventrally directed caudal extension present. Rostrum absent.

Antenna 1, second joint with a dorsal bristle, third joint with two dorsal bristles (1 proximal, 1 distal) and two distal ventral bristles, fourth joint without a ventral bristle, *d*-bristle present, *a*-bristle short.

Antenna 2 endopodite with two articles, each with one basal bristle. Terminal bristle absent.

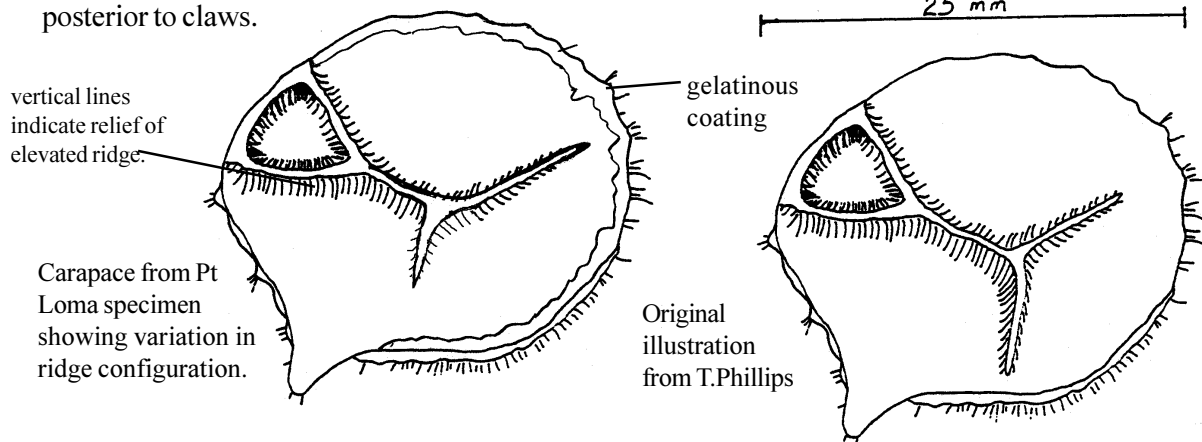
Mandible, first joint with one dorsal bristle distally, two ventral spines, two lateral bristles positioned near ventral margin with a single bristle dorsal to these; exopodite absent; first, second and third joints each with one stout, smooth ventral claw, each also with short terminal dorsal bristle.

Maxilla: Typical of genus (See Kornicker 1986, page 99, Figure 59e).

Rod-shaped organ absent.

7th limb with eight bristles (6 distal: 3 dorsal, 3 ventral; 2 proximal: 1 per side); terminal comb with six alate teeth and one long peg, opposite side bearing four alate teeth and one peg.

Caudal furca with five primary claws decreasing in size, the first fused to lamella. Four small spines posterior to claws.




RELATED SPECIES AND CHARACTER DIFFERENCES:

The unique carapace sculpture distinguishes this species from others known from the Southern California Bight.

DEPTH RANGE: 14 - 90 m

DISTRIBUTION: Santa Monica Bay to Point Loma, CA, and including Los Angeles Harbor.


FIGURES: all figures from specimens collected off Point Loma (San Diego, CA).



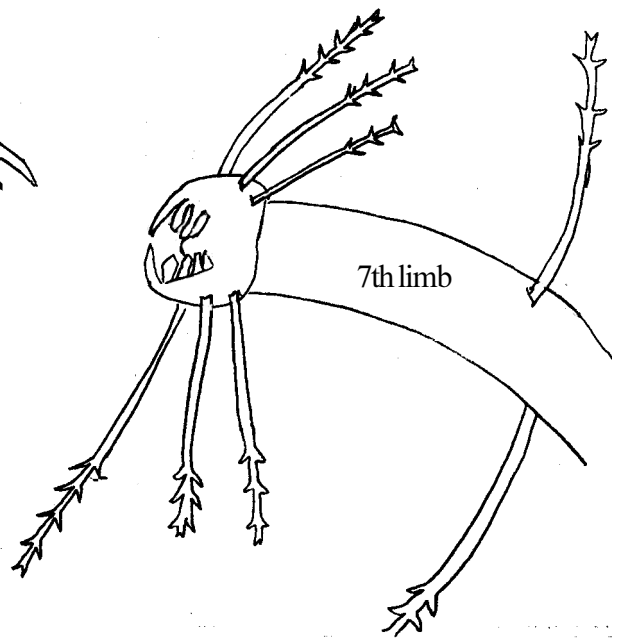
antenna 1




antenna 2 endopodite



mandible



7th limb



furca