

SCAMIT CODE: None

Date Examined: 12 December 1995
Voucher By: Timothy Stebbins & Dean Pasko

SYNONYMY: *Photis* sp SD2 of Point Loma

LITERATURE: Barnard, J.L. 1962. Benthic marine Amphipoda of southern California: Families Aoridae, Photidae, Ischyroceridae, Corophiidae, Podoceridae. Pac. Nat., 3(1): 3-72.

Conlan, K.E. 1983. The amphipod superfamily Corophioidea in the northeastern Pacific region: 3. Family Isaeidae: Systematics and distributional ecology. Natl. Mus. Nat. Sci. (Canada) Publ. Nat. Sci., 4: 1-75.

DIAGNOSTIC CHARACTERS:

1. Male with distinct gnathopod 2 (Figure 1A) with a large flat palmer process and a large defining tooth; dactyl overlapping palm. Gnathopod 1 palm sinuous, almost "stepped", with posterior margin of article 6 equal to 1/2 the length of anterior margin.
2. Coxae weakly setose (< 10 setae along ventral margin). Coxa 1 with scalloped ventral margin. Posterior margins of coxae 1 and 2 strongly curved (i.e., not quadrate) (Figure 1C). Coxa 2 approximately 1/3 wider than deep (width to depth ratio = 1.3). Coxa 3 has a quadrate ventral margin.
3. Eyelobe is not acute, though it is tapered.
4. Pigment pattern: body white, without pigment.

RELATED SPECIES AND CHARACTER DIFFERENCES:

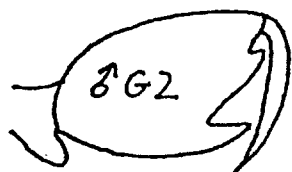
1. Male gnathopod 2 of *Photis* sp F is very similar to that of *Photis* sp B, but the eyelobe is not acute and gnathopod 1 is quite different.

COMMENTS: Female unknown.


DEPTH RANGE: 151 m

DISTRIBUTION: Southern California Bight Pilot Project station #1874.

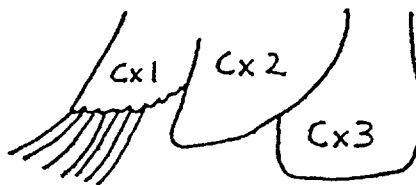
Figure 1. *Photis* sp F: (A) gnathopod 2, lateral view; (B) gnathopod 1, lateral view; (C) coxae 1 - 3 (setae not included for coxae 2 & 3).



A.



B.



C.