

SCAMIT CODE: None

Date Examined: 12 December 1995
Voucher By: Timothy Stebbins & Dean Pasko

SYNONYMY: *Photis* sp SD1 of Point Loma

LITERATURE: Barnard, J.L. 1962. Benthic marine Amphipoda of southern California: Families Aoridae, Photidae, Ischyroceridae, Corophiidae, Podoceridae. *Pac. Nat.*, 3(1): 3-72.

Conlan, K.E. 1983. The amphipod superfamily Corophioidea in the northeastern Pacific region: 3. Family Isaeidae: Systematics and distributional ecology. *Natl. Mus. Nat. Sci. (Canada) Publ. Nat. Sci.*, 4: 1-75.

DIAGNOSTIC CHARACTERS:

1. Female with distinct "male-type" gnathopod 2 (Figure 1A) consisting of a large emarginate palmer process with a denticulate margin. Gnathopod 1 slightly sinuous, almost transverse; dactyl overlapping palm.
2. Coxae weakly setose (< 10 setae along ventral margin). Coxa 2 completely overlaps coxa 1. Coxae 2 through 5 deep, with coxa 4 being the deepest: e.g., much longer than *Photis brevipes* and *P. californica*, but shorter than *Photis* sp A.
3. Eyelobe is acute.
4. Pigment pattern: body generally greyish white with light diffuse pigment anteriorly, most pronounced (as bands) dorsally on pereonites 1, 4 and 5, and on coxae 4 and 5..

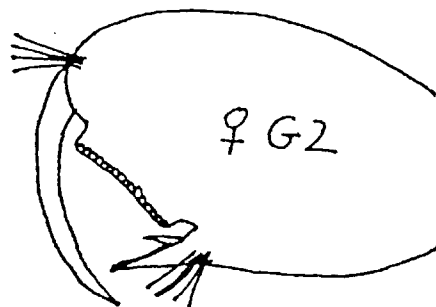
RELATED SPECIES AND CHARACTER DIFFERENCES: None known.

COMMENTS: Male unknown. Specimens examined = single gravid female approx. 3mm in length.

DEPTH RANGE: 138 m

DISTRIBUTION: Southern California Bight Pilot Project station #1916.

Figure 1. *Photis* sp. E: (A) gnathopod 2, lateral view; (B) gnathopod 1, lateral view.



SCAMIT CODE: None

Date Examined: 12 December 1995
Voucher By: Timothy Stebbins & Dean Pasko

SYNONYMY: *Photis* sp SD2 of Point Loma

LITERATURE: Barnard, J.L. 1962. Benthic marine Amphipoda of southern California: Families Aoridae, Photidae, Ischyroceridae, Corophiidae, Podoceridae. Pac. Nat., 3(1): 3-72.

Conlan, K.E. 1983. The amphipod superfamily Corophioidea in the northeastern Pacific region: 3. Family Isaeidae: Systematics and distributional ecology. Natl. Mus. Nat. Sci. (Canada) Publ. Nat. Sci., 4: 1-75.

DIAGNOSTIC CHARACTERS:

1. Male with distinct gnathopod 2 (Figure 1A) with a large flat palmer process and a large defining tooth; dactyl overlapping palm. Gnathopod 1 palm sinuous, almost "stepped", with posterior margin of article 6 equal to 1/2 the length of anterior margin.
2. Coxae weakly setose (< 10 setae along ventral margin). Coxa 1 with scalloped ventral margin. Posterior margins of coxae 1 and 2 strongly curved (i.e., not quadrate) (Figure 1C). Coxa 2 approximately 1/3 wider than deep (width to depth ratio=1.3). Coxa 3 has a quadrate ventral margin.
3. Eyelobe is not acute, though it is tapered.
4. Pigment pattern: body white, without pigment.

RELATED SPECIES AND CHARACTER DIFFERENCES:


1. Male gnathopod 2 of *Photis* sp F is very similar to that of *Photis* sp B, but the eyelobe is not acute and gnathopod 1 is quite different.

COMMENTS: Female unknown.

DEPTH RANGE: 151 m

DISTRIBUTION: Southern California Bight Pilot Project station #1874.

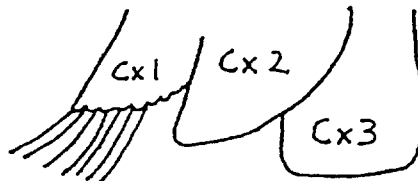
Figure 1. *Photis* sp F: (A) gnathopod 2, lateral view; (B) gnathopod 1, lateral view; (C) coxae 1 - 3 (setae not included for coxae 2 & 3).



A.



B.



C.