


Figure 1 H. columbianus with
epimeron 3 notched



H. subrobustus without
epimeron 3 notched


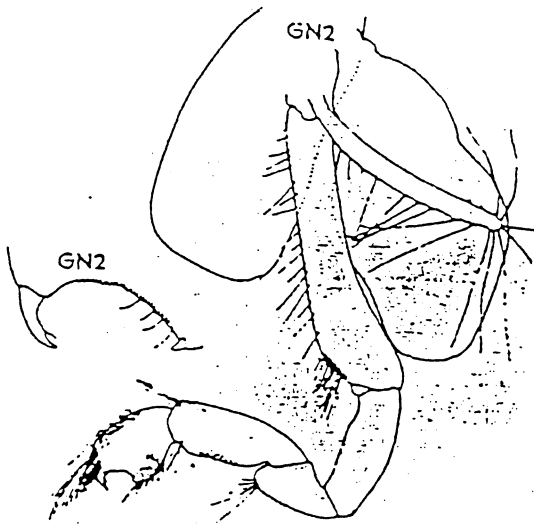



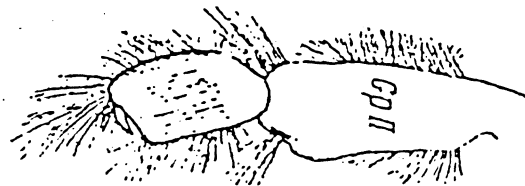
Figure 2 Palm longer than dactyl



H. columbianus



H. granulatus



H. pacificus

Figure 3 produced antennae 1 and telson H. denticulatus

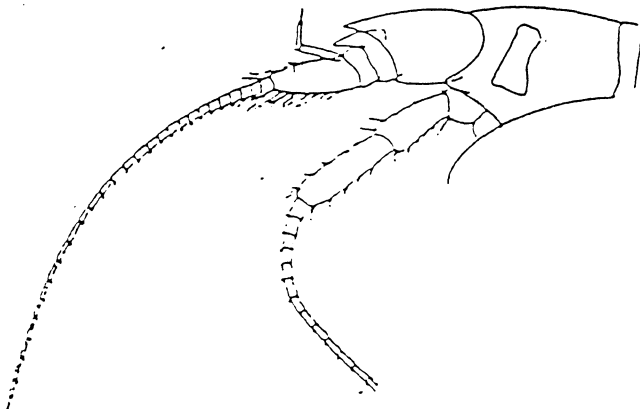


Figure 4 broad rami of uropod 3, telson and epimeron 3 of H. orientalis

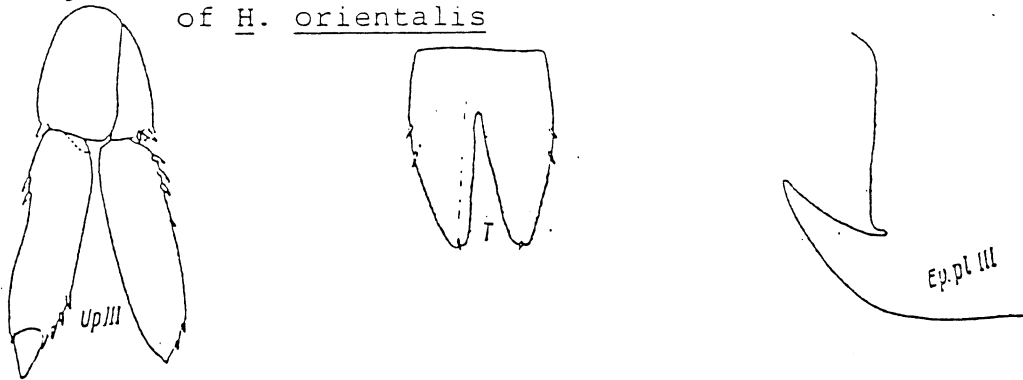



Figure 5 almost transverse palm of G1 of H. coecus



Oblique palm of H. sp. A

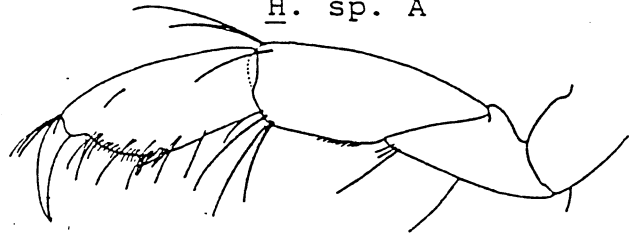


Figure 6 tapered post. coxal margin of P7 H. pacificus



non-tapered post. coxal margin of H. granulosis

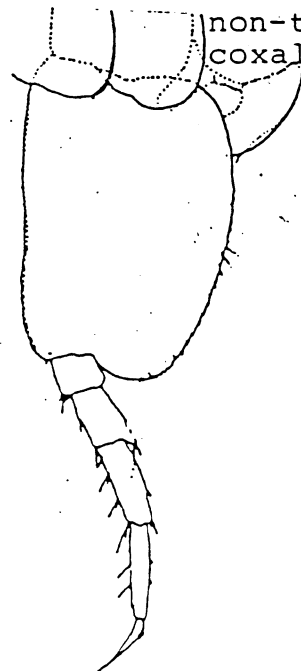



Figure 7 G2 article 5
twice art. 6
H. granulosis



G2 art. 5 less than
twice art. 6
H. tenax


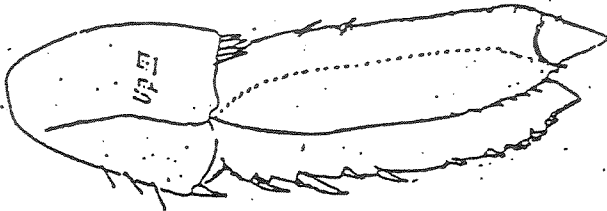


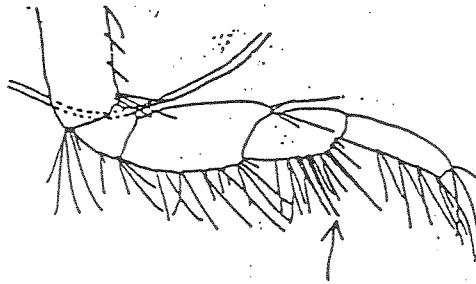
Figure 8 U3 broad H. punctatus



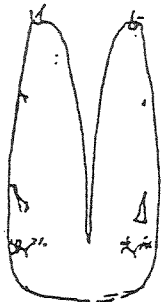
U3 tapered H. zetesimus



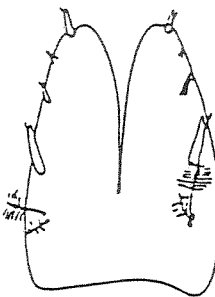
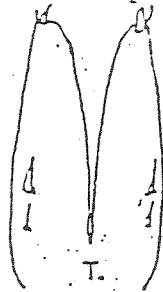
Figure 9 Peraeopod 4 with 3 strong spines H. subrobustus



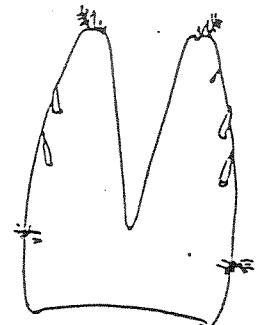
Telsons of common species



H. zetesimus



H. sp. A



H. subrobustus