

SCAMIT Code: MBC 25A

Date examined: January 14, 1985
Voucher by: Ann Martin

Diagnostic characters:

1. 3rd pleon epimeron not produced posteriorly, quadrate (Fig. 1).
2. Antenna 1 flagella of 7-10 articles, accessory flagella 4-5 articles (Fig. 2).
3. Gnathopod 1, simple, article 6 tapering with four spines along palm margin (Fig. 3).
4. Telson cleft, each lobe terminating in a single spine (Fig. 4).

Related species and character differences:

Aristias sp. A is most similar to A. antarctica but differs by having a 3rd pleon epimeron quadrate instead of pointed, by not having a tapered segment 6 of gnathopod 2, having serrated hind margins on article 2 of pereopods 5-7, and having a telson longer than broad.

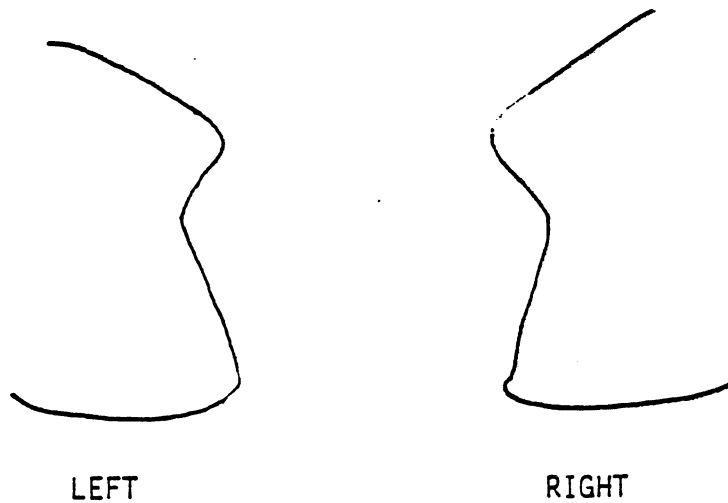


Figure 1. 3rd pleon epimeron

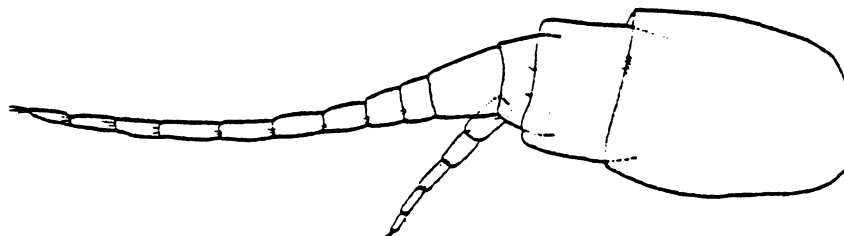


Figure 2. Antenna 1

Depth range:
168 m.

Distribution:
Point Loma (San Diego), collected from Army Corp Engineers dumpsite.

Ecology:
A commensal found inside canals of the sponge Staurocalyptus sp.




Figure 3. Gnathopod 1

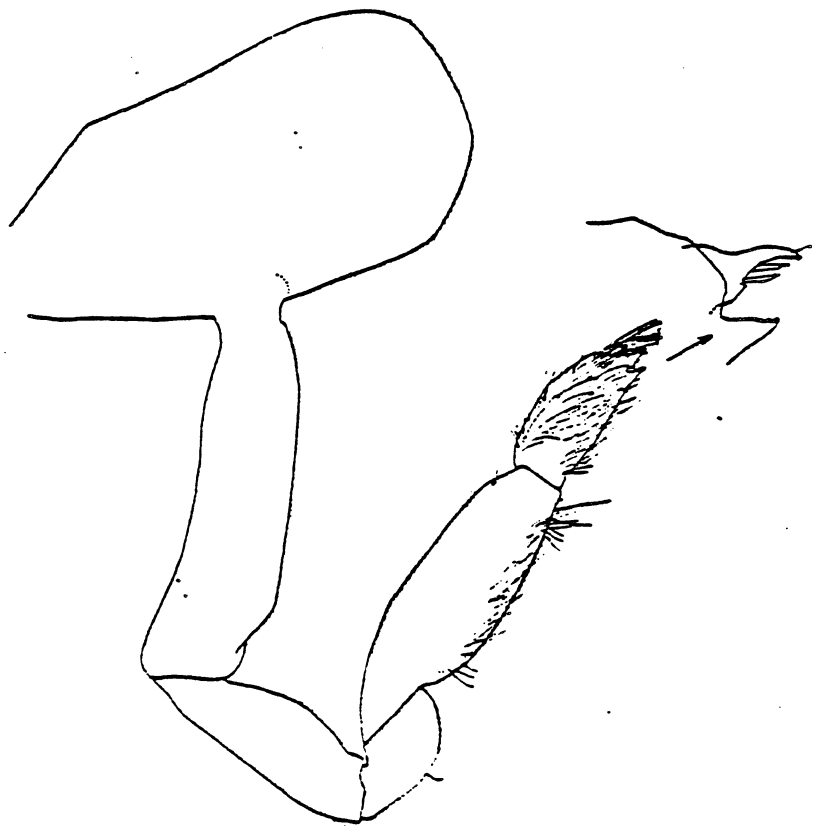


Figure 4. Gnathopod 2