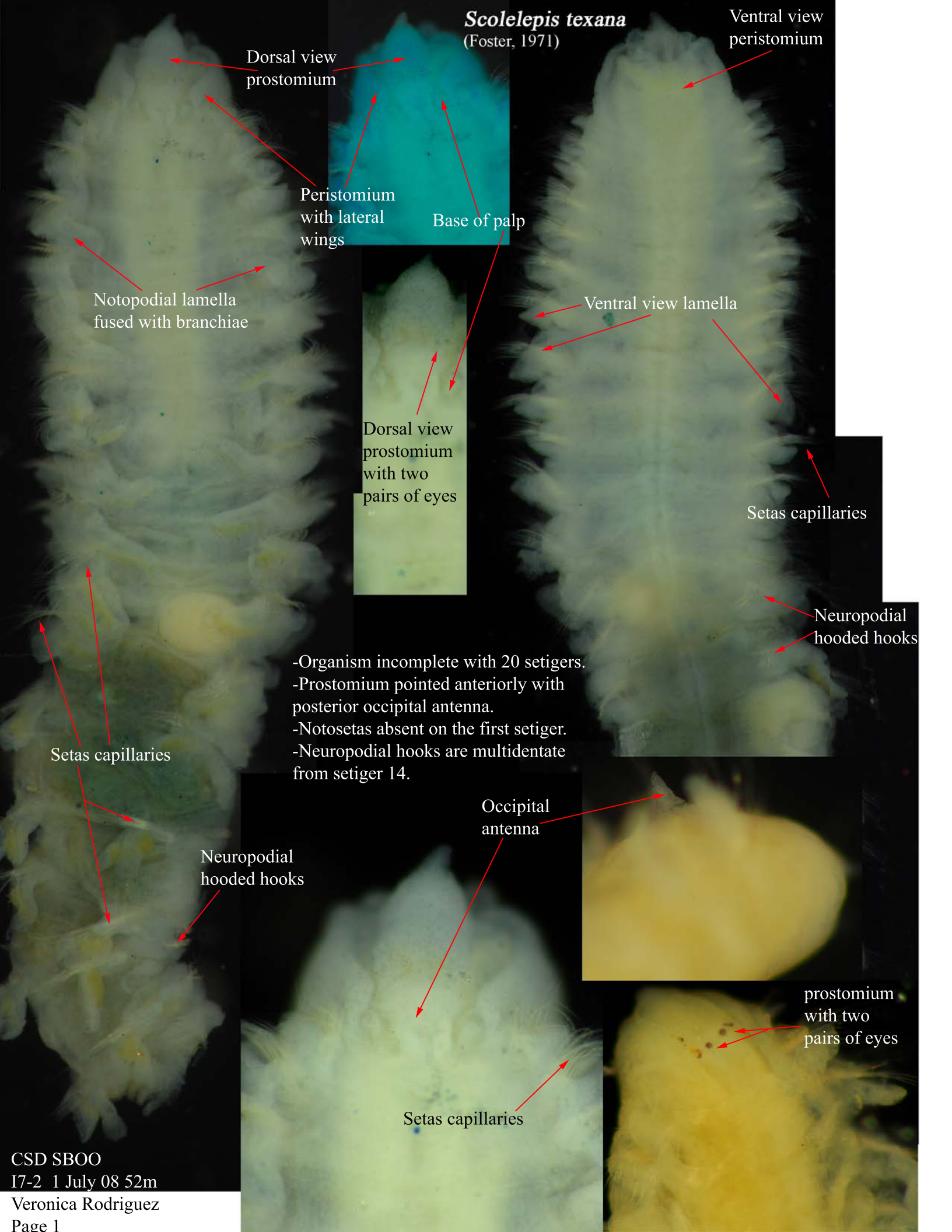


*Scoelepis texana*  
(Foster, 1971)



Dorsal view  
prostomium

Ventral view  
peristomium

Peristomium  
with lateral  
wings

Base of palp

Notopodial lamella  
fused with branchiae

Ventral view lamella

Dorsal view  
prostomium  
with two  
pairs of eyes

Setas capillaries

Neuropodial  
hooded hooks

- Organism incomplete with 20 setigers.
- Prostomium pointed anteriorly with posterior occipital antenna.
- Notosetas absent on the first setiger.
- Neuropodial hooks are multidentate from setiger 14.

Setas capillaries

Occipital  
antenna

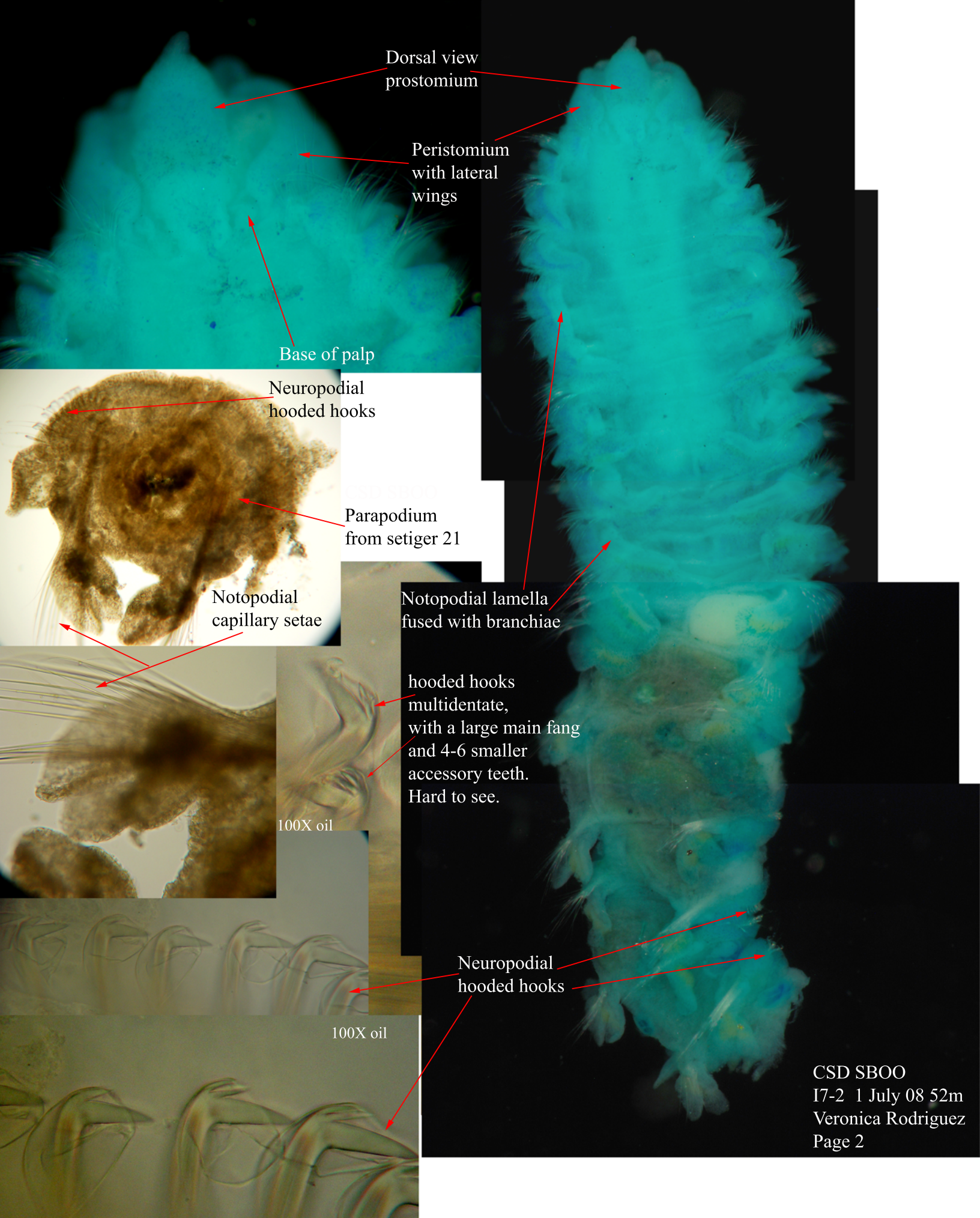
Neuropodial  
hooded hooks

prostomium  
with two  
pairs of eyes

Setas capillaries

*Scolelepis texana*

(Foster, 1971)



Dorsal view  
prostomium

Peristomium  
with lateral  
wings

Base of palp

Neuropodial  
hooded hooks

Parapodium  
from setiger 21

Notopodial  
capillary setae

Notopodial lamella  
fused with branchiae

hooded hooks  
multidentate,  
with a large main fang  
and 4-6 smaller  
accessory teeth.  
Hard to see.

100X oil

Neuropodial  
hooded hooks

100X oil

CITY OF SAN DIEGO VOUCHER SHEET

*Scolelepis texana* Foster 1971 =  
**Species:** *Scolelepis sp. SD 1*  
**Authority:** Point Loma provisional

**Taxa:** Annelida: Spionidae  
**Date:** 10 Nov. 95  
**By:** R. Rowe  
**Voucher Specimen(s):**

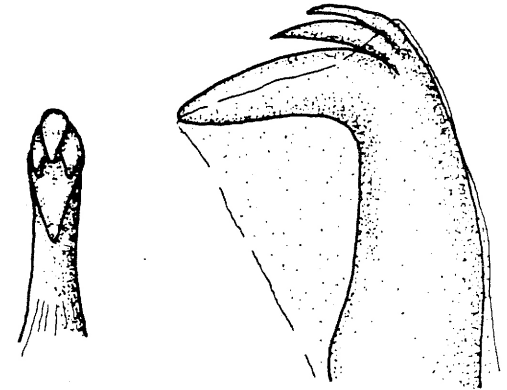
Station	Date	Depth	Storage Location	Voucher #
E-26(2)	4/13/93	321 ft.	Pt. Loma (see R. Velarde)	

**Common Synonyms:**  
 See Comments below..

**Characters** (used in lab to confirm ID):

1. Body form- Broad flattened thorax, acutely pointed prostomium
2. Notosetae absent on the first setiger
3. Occipital (median) antenna present as a short knob behind the eyes (?partially missing)
4. Eyes - 4 in a straight transverse row
5. Hooded neurosetal hooks from setiger 14 (fig. 1)
6. Hooded neurosetal hooks multidentate, a large main fang and 3 smaller accessory teeth (fig. 1)

**Illustration :**



**Fig. 1 Hooded neurosetal hook**  
 (from a median setiger)  
 Original drawing

Note: for San Diego material including vouchers main fang surmounted by 4-6 accessory teeth (not 3).

Revised by V. Rodriguez. Oct. 2008

**Full Description** (cite sources):

Additional material needed  
 This species currently undescribed

**Related Species** (include character differences):

- Scolelepis tridentata*- Has notosetae on the first setiger
- S. occidentalis*- Has notosetae on the first setiger + hooded hooks are uni- or bidentate
- S. squamata*- Median antenna absent + has notosetae on the first setiger
- S. bullibranchia*- Median antenna absent + has notosetae on the first setiger + hooded hooks are tridentate
- S. sp. B* (M. Rossi)- Median antenna absent + Eyes in trapezoidal pattern

**Comments:**

More material and a description of *S. sp. B* (M. Rossi) is needed. T. Phillips reports from 60m. in Santa Monica Bay (specimens not compared to Pt. Loma material).

**References:** Key to non-polydorid Spionidae from Southern California (unpublished)  
 by Dean Pasko and Larry Lovell