A shortcut key to ID a few of the most common species and genera of Spionidae reported from the OCSD Ocean Monitoring Program (adapted from Lovell & Pasko, 1995)

Non-Polydorid Spionids

- **Branchiae present; setiger 1 without large neurpodial recruved spine**
  - **3 pairs of branchiae, all pinnate; beginning on setiger 1**
    - *Paraprionospio pinnata*
      Peristome with wing like extensions nearly surrounding prostomium, laterally

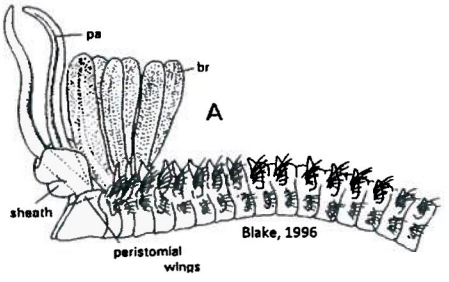

  - **Greater than 4 or less than 3 pairs of branchiae, beginning on setigers 1 or 2***
    Refer to Spionid Key (Lovell & Pasko, 1995)
  - **4 paris of branchiae, beginning on setiger 1**
    - **1st and 4th pairs of branchiae pinnate; setiger 2-3 with cirrifrom branchiae**
      - **Dorsal transverse membrane present form setiger 7**
        - *Prionospio jubata*
          1st and 4th branchiae subequal

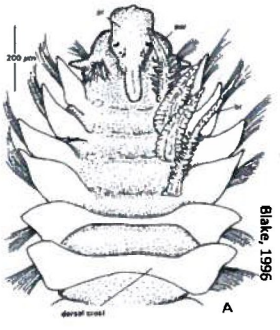

      - **Dorsal transverse membrane absent**
        - *Prionospio dubia*
          1st pair of branchiae two to three times longer that 4th

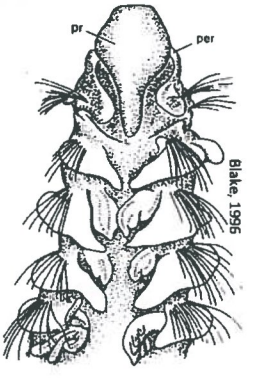

    - **Only 4th pair of branchiae pinnate; setiger 1-3 with cirriform branchiae**
      - *Apoprionospio pygmaea*
        Pinnate branchiae with flat, plate like pinnules

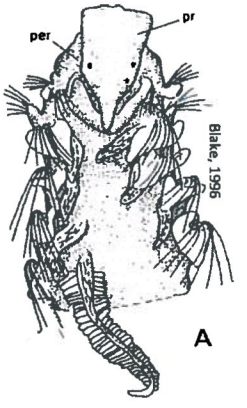

Branchiae absent; setiger 1 with large neurpodial recruved spine

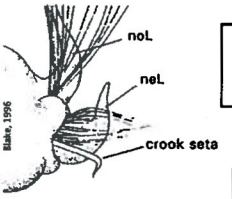

- *Spiophanes* spp
  Prostomium without lateral porjections
  ID with MGS patterns



Note to users:
Any specimen which varies from what is exactly described herein should be referred to Lovell & Pasko, 1995

K. Barwick
April, 2009

* *P. lighti* has 6-12 pairs of cirriform branchiae