

 CITY OF SAN DIEGO VOUCHER SHEET

Species: *Paradoneisspinifera*

Authority: (Hobson, 1972)

Common Synonyms:

Paraonis spinifera Hobson, 1972

Taxon: Polychaeta: Paraonidae

Date: December, 1997

By: R. Rowe/K. Barwick

Voucher Specimen(s):

Station	Date	Storage Location	Voucher#
E2(1)	7/15/97	Main	P-30

Characters:

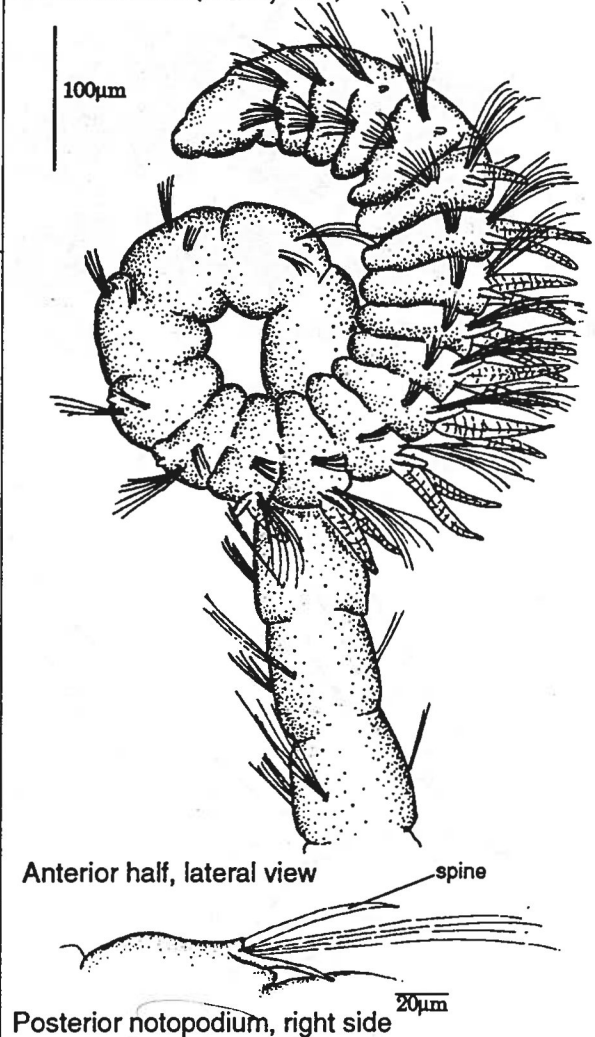
1. Tiny thread like
2. No median antenna
3. Several small spines located in the posterior **notopodia**. (Single spine in median setigers difficult to see.)

Full Description:(Blake, 1996)

A small species, type specimens from Washington reported up to 6 mm long and 0.3 mm wide for 72 setigers; Santa Maria Basin specimen, a juvenile, 0.5 mm long, 0.02 mm wide, for 45 setigers. Color in alcohol opaque white to light tan with variable amounts of reddish pigment. Segments cylindrical in cross section, narrowest in middle and posterior segments, slightly expanded in anterior segments.

Prostomium rounded anteriorly; eyes and median antenna absent; nuchal organs not apparent. Peristomium reduced to small lateral lobes; eversible proboscis papillated. Branchiae from setigers 5-6, numbering 12-20 pairs (9 in Santa Maria Basin specimen), each thick basally, tapering apically; first and last 1-2 pairs smallest. Notopodial postsetal lobes inconspicuous in prebranchial setigers, becoming short, digitiform in branchial segments, then longer, filamentous in postbranchial setigers (short, conical in Santa Maria Basin specimens). Anterior notosetae and neurosetae capillaries; modified notopodial spines from middle segments; spines simple, thick, distally curved, 1 per notopodium (up to 4 in type specimens from Washington), accompanied by 2-3 thickened capillaries; corresponding neurosetae with 5-6 similar capillaries. Pygidium with a short medial and 2 longer lateral cirri.

Illustration: (Blake, 1996)



Related Species:

Comments:

ID not confirmed by anyone outside the lab.

References:

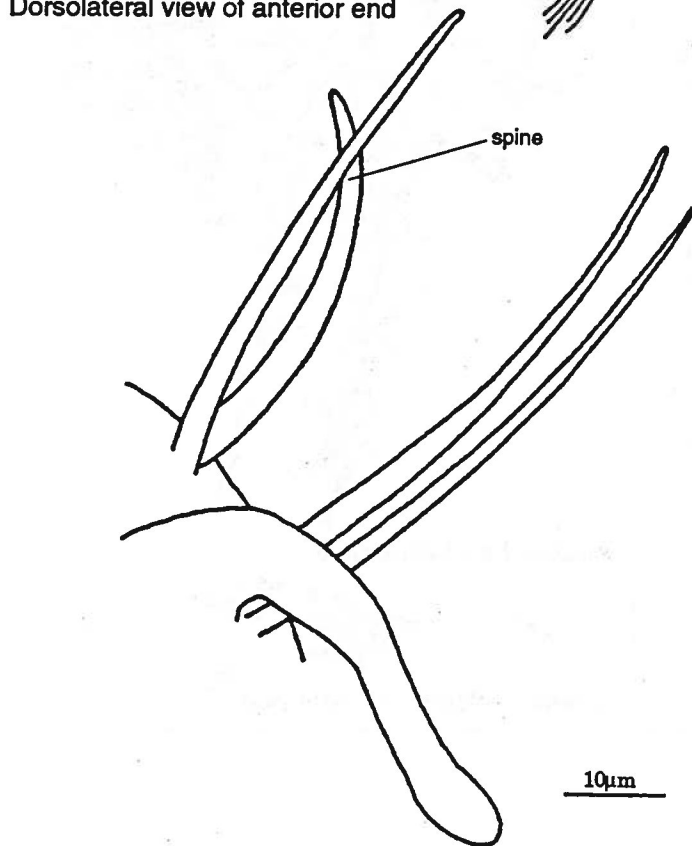
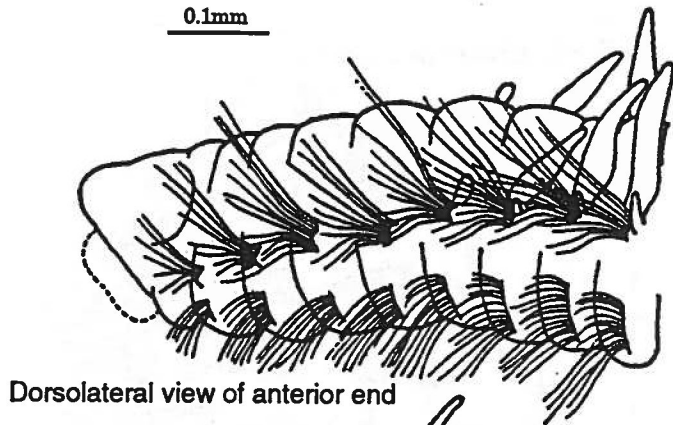
Blake, James A. 1996. Chapter 2. Family Paraonidae, Cerruti, 1909 Pp. 27-70 In: Blake, James A., Brigitte Hilbig & Paul H. Scott (eds.). *Taxonomic Atlas of the Benthic Fauna of the Santa Maria Basin and the Western Santa Barbara Channel. Volume 6, The Annelida Part 3: Polychaeta: Orbiniidae to Cossuridae*. Santa Barbara Museum of Natural History, Santa Barbara, California. 418pp.

Hobson, Katharine A. 1972. Two new species and two new records of the family Paraonidae (Annelida, Polychaeta) from the northeastern Pacific Ocean. *Proceedings of the Biological Society of Washington*. 85(48): 549-556.

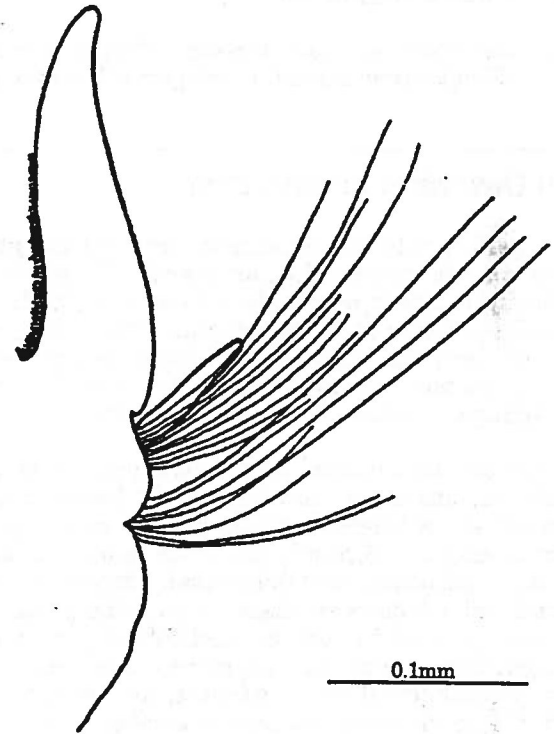
(over)

Species: *Paradoneis spinifera* (Hobson, 1972) **Taxon:** Polychaeta: Paraonidae
Date: December, 1997

Additional Illustrations: (Hobson, 1972)



Posterior view of far posterior notopodium



Anterior view of parapodium 13

Distribution— (Blake, 1996)
Pt. Loma: E2(1), 317 ft.

Geographic: Washington, 27-40 m; central California, ca. 150 ft.

Habitat: A shelf species, known from muddy sediments.