
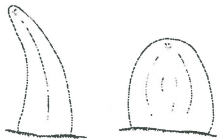
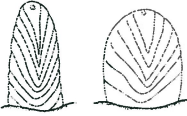

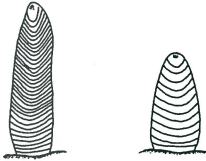



	<i>G. lapidum</i> Quatrefages 1866	<i>G. branchiopoda</i> Moore 1911	<i>G. dibranchiata</i> Ehlers 1868	<i>G. sp LA 1</i> (Parker)	<i>Hemipodia californiensis</i> (Hartman 1938)	<i>Hemipodia simplex</i> (Grube 1857)
Annulations per segment	3	3	2	3	3	3
# of Ridges on Proboscial papillae	2 Types: 1.-Numerous digitiform with undulating ridge; 2.-Isolated conical to oval without ridges	2 Types: 1.-Numerous digitiform with straight, median longitudinal ridge; 2.-Isolated oval to globular without ridges	2 Types: 1.-Numerous conical with 4-8 ridges; 2.-Isolated oval to globular with 3-6 ridges	2 Types No ridges	2 Types: 1.-Numerous digitiform with 9-40 U-shaped ridges; 2.-Isolated oval to globular with 7-15 U-shaped ridges	2 Types: 1.-Numerous digitiform with straight, median longitudinal ridge; 2.-Isolated oval to globular without ridges
Proboscial papillae	 Fig. 19b, p. 92	 Fig. 25b, p. 96	 Fig. 58b, p. 118		 Fig. 133b, p. 168	 Fig. 127b, p. 164