

SCAMIT Code: HYP 48, MBC 32

Date examined: July 8 1985
Voucher by: Carol Paquette (MBC)

Synonymy:


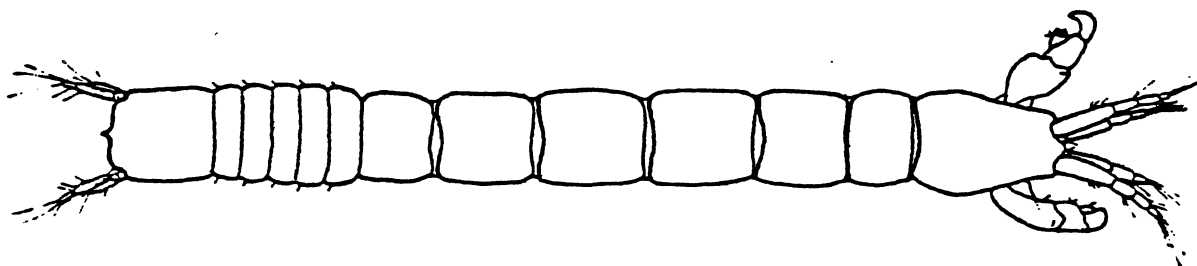
Literature:

Richardson 1905
Fee 1927
Sieg & Winn 1979


Diagnostic characters:

1. Eyes absent.
2. Uropods uniramous, slender and flexible; ramus is 2-segmented, the proximal segment about twice the length of distal segment.
3. There is a pointed distal projection of the uropodal peduncle, the projection being about $3/4$ the length of the proximal segment of the ramus and curving slightly toward the ramus.
4. There is a terminal telsonic pointed projection, and a lateral setule on each pleonal segment.

This species is very similar to, and may be the same as *Leptognathia* sp. A of MBC, which has a much shorter uropodal peduncle projection reaching only about $1/3$ the length of the proximal segment of the ramus.



1 mm



Leptognathia sp. D
Leptognathiidae

Vol. 4, No. 5

Depth range:
47-946 m

Distribution:
Point Estero to San Diego