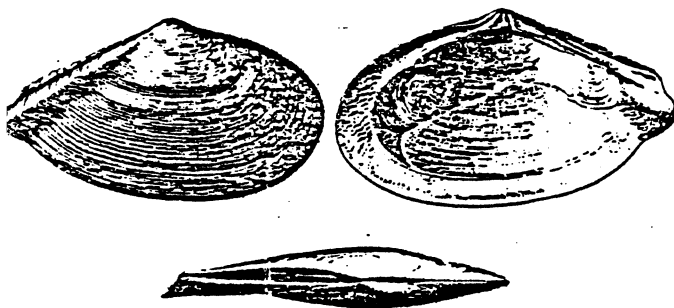


Voucher #PL 32

November 14, 1983

Literature Citation: Dall, 1891: pp 183-185, 191; plate 6,
figure 3, plate 7, figures 1,4.

Primary Diagnostic Characters: Medium-sized (to 60mm); elongate;
flattened; thin; approximately equilateral; rounded
anteriorly; pointed posteriorly, with a strong
fold and escutcheon; sculpture of well-spaced
concentric lamellae; white inside and outside.
(Coan, 1971)



from Abbott 1974

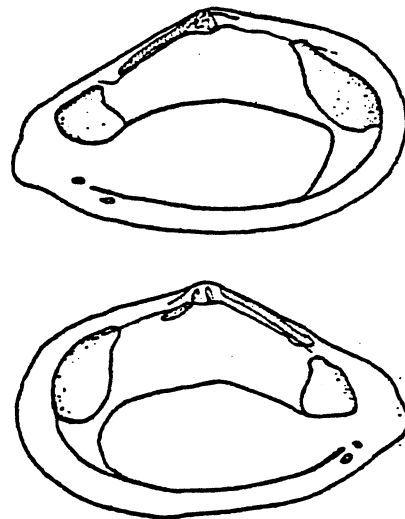
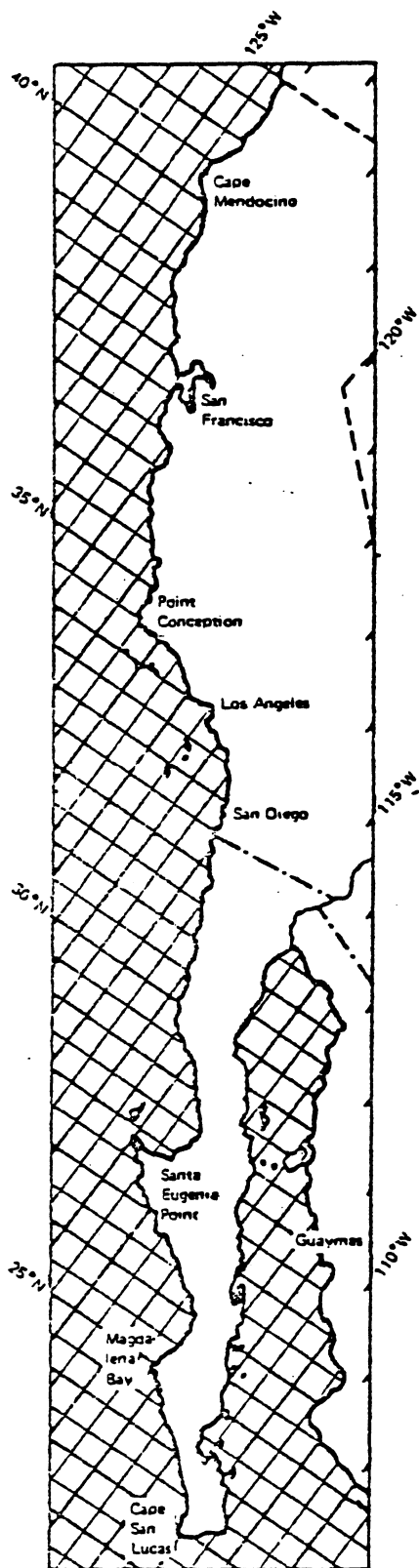


Figure 3

Tellina idae, internal view of valves

from Coan 1971



Pertinent Literature:

I. Oldroyd, 1925: pp.164-165;
plate 14, figure 4.
Coan, 1971: pp. 11-12; plate
2, figure 6

Depth Range: 0-91m

Distribution:

Burch 1945, Santa Barbara Island
and San Pedro, California.

Abbott 1974, Santa Monica to Newport
Bay, California.

McLean 1969, Santa Barbara to San
Diego, California.

Ecology:

Bottom type: sandy sediment, usually
in protected bays and offshore;
moderately common.