

Voucher #: OC 33

Literature: Clark, H.L. 1911
Boolootian, R.A. and D. Leighton 1966

Primary Diagnostic Characters: four pairs of oral papillae;
(Figure 1) second pair from proximal end tapered to
to point, other three pair blunt,
spines not present on aboral disc;
tentacle scales in angle of mouth
adjacent to row of true oral
papillae;
oral shield distal end constricted

Related Species and Character Differences:

Amphioplus strongyloplax (H.L. Clark 1911) (Figure 2)
proximal oral papillae heavy and
globose, other three pair large
and tapered;
tentacle scales in angle of mouth
separate from row of true oral
papillae;
oral shield distal end indented

Dougaloplus amphacantha (McClendon 1909) (Figure 3)
oral papillae spinose;
spines present on aboral disc scales
and ventral interradial areas

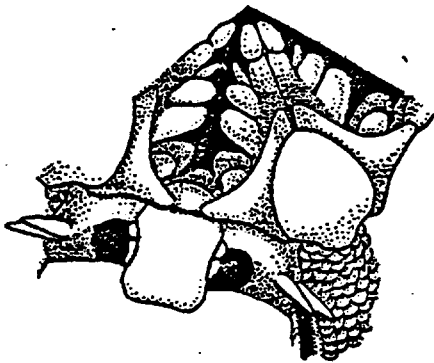


Fig. 1. oral disk (from Boolootian
and Leighton. 1966, p. 16)

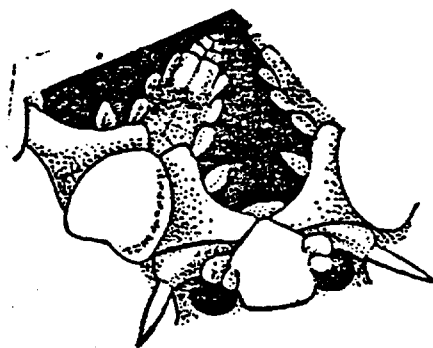
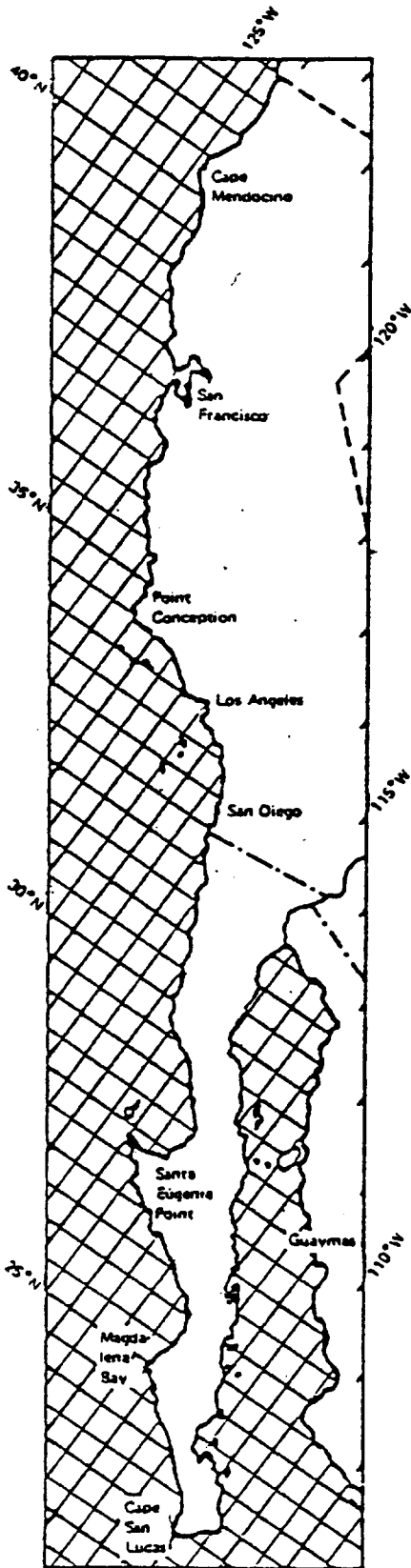


Fig. 2. oral disk (from Boolootian and Leighton 1966, p. 16)



Fig. 3. oral disk (from Boolootian and Leighton 1966, p. 16)



Range:

Habitat: 10-200 meters; silty-sand, silt, green mud