
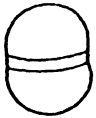


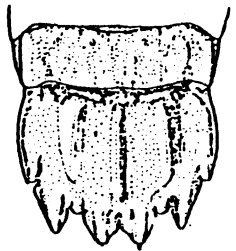

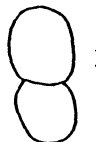



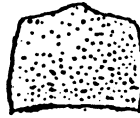
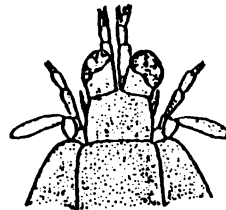
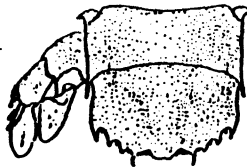







DISTINGUISHING CHARACTERISTICS OF STOMATOPOD CRUSTACEANS FROM CALIFORNIA

CHARACTER (none to scale)

L.V. Basch

| SPECIES | ROSTRUM SHAPE | EYE SHAPE | DACTYLUS OF MAXILLIPED 2 | TELSON | BODY COLORATION | BODY SIZE (TOTAL LENGTH) |
|---|---|---|--|---|---|--|
| <u>Hemisquilla ensigera californiensis</u> Stevenson, 1967 |  |  Frontal  Lateral |  |  | Overall color yellow-brown to tan. Distal parts of some limbs yellow. Distal of antennules, maxillipeds, pereopods & pleopods blue. Uropods deep blue with red setae. | Adults to 300mm; Post-larvae to 40mm. |
| <u>Pseudosquilla marmorata</u> Lockington, 1877 |  |  Frontal  Dorsal |  3 Spines |  | Overall color light golden brown w/ mottled darker brown. Uropods light with red-purple fringing setae. | Adults to 120mm; Juveniles to 50mm; Post-larvae from 25 to 33mm. |
| <u>Nannosquilla anomala</u> Manning, 1967 |  |  Dorsal | 10-14 spines; Outer margin rounded, with proximal basal notch flanked proximally & distally by small lobe. |  | Body covered w/ dark chromatophores, clustered on midline in some spms. Black pigmentation on anterior of carapace, anterior limbs, 6th abdm. segment & telson. | Adults from 34 to 41.2mm. |
| <u>Schmittius politus</u> (Bigelow, 1891) |  |  Frontal  Median |  4 Spines |  | Overall color is light golden brown with dark brown pigments scattered through whole body & some dark brown clustered chromatophores | Adults to 60mm; Post-larvae from 16 to 23mm. |