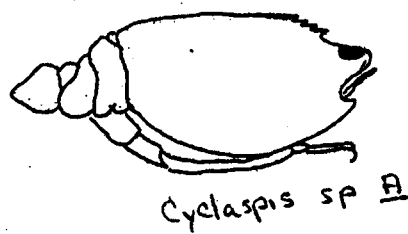


Cyclops depressa sp B

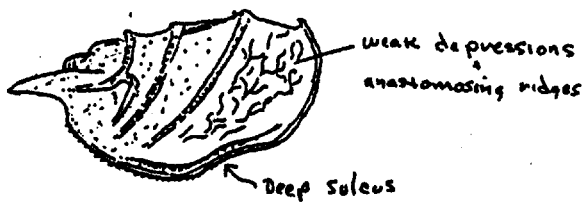
♀ w/ brood pouch

Small usually mottled in ~~male~~ + female both sexes

female has obviously pitted carapace + thinner tail.

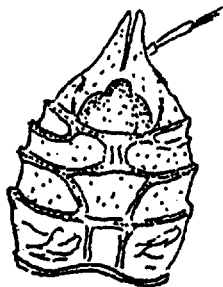


Cyclops sp A



weak depressions anastomosing ridges

Deep sulcus



Top of carapace has anastomosing ridges forming a weak trapezoid (▽)

Diastylis sp B No. calif.

collected from Pillar pt. Harbor 8/71

Near D. pellucida Hart 1931: differs in post. region of carapace shorter.

Also Hart does not mention anastomosing ridges on dorsum of carapace.

Also 1st segment of uropods is approx. same length as telson. Telson with 4 lateral, 2 apical spines. Inner ramus of uropods with 8 spines; outer with 5. Possibly juvenile.