

SCAMIT Code: MBC 41

Date Examined: Feb. 10, 1986
Voucher by: Douglas Diener

Synonymy: Cyclaspis a sp. n Given 1970

Cyclaspis sp. A Myers & Benedict, unpublished
Cyclaspis sp. A Diener

Literature: Given, R. 1970

Diagnostic Characters:

1. Anterodorsal carapace with one to several teeth along the median carina, tooth development more pronounced in larger specimens.
2. Carapace heavily calcified, often with a granular and pitted appearance.

Related Species and Character Differences:

This species resembles Cyclaspis nubila which lacks teeth on the anterodorsal carapace.

Comments:

Cyclaspis sp. A and species of the genus Leucon can be confused because the dorsal crests of both have one or more teeth. These taxa can be distinguished by examining the number of exopodites present on the pereopods. Cyclaspis has only 1 pair of exopodites on both the male and female, whereas Leucon has 4 pairs of exopodites on the male and 3 pairs on the female. Further, males of Leucon have 2 pleopods while male Cyclaspis have 5.

Distribution: Point Conception and Santa Cruz Island to San Diego County; intertidal - 48 m; mainly found in sand, silt bottoms, also within sediments of kelp beds.


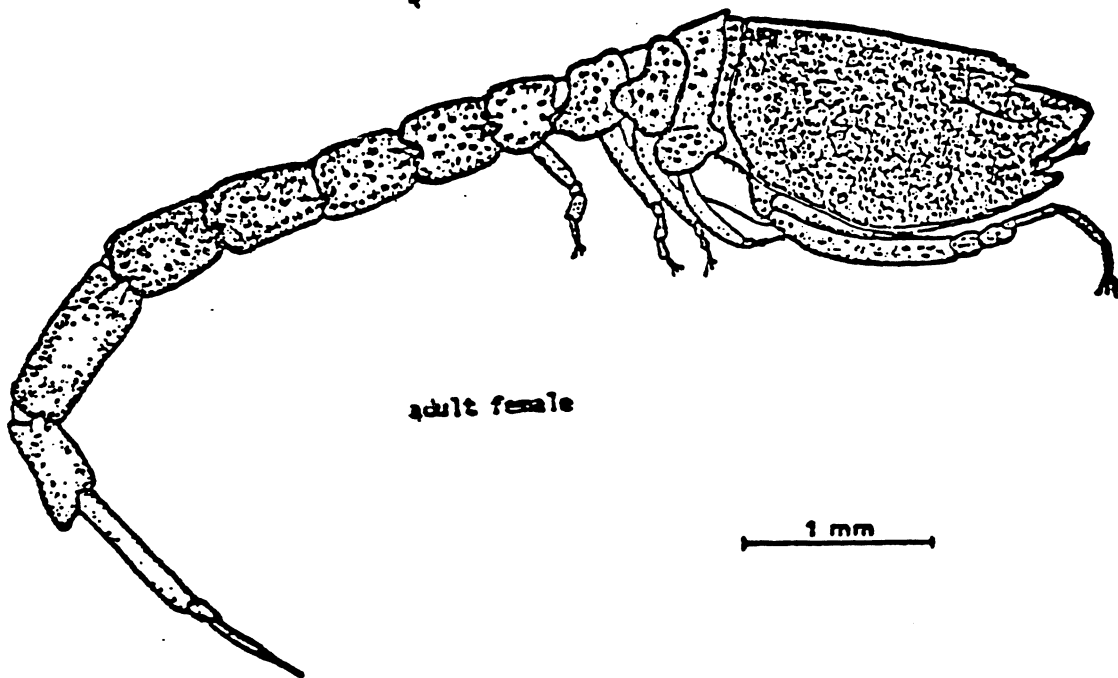
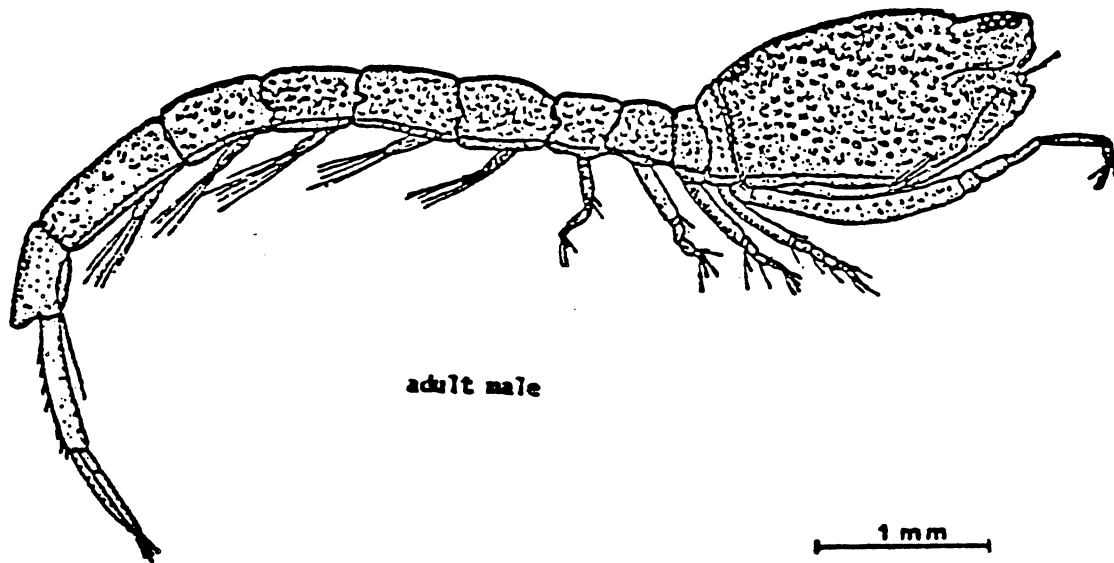


Figure 1. Adult male

Figure 2. Adult female

Figure 3. Outline of carapace of miniature individual with only a single spine.

(All figures from Given, 1970).

SCAMIT CODE: MBC 41

Date Examined: January 1993
Voucher By: Don Cadien

SYNONYMY: *Cyclaspis sp A* Given 1970
Cyclaspis sp A Myers & Benedict 1976
Cyclaspis sp A SCAMIT 1986

LITERATURE: **Given, R. R. 1970.** The Cumacea (Crustacea, Peracarida) of California: systematics, ecology and distribution. Ph.D. Dissertation, Biology, University of Southern California. 285pp.
Zimmer, C. 1936. California Crustacea of the Order Cumacea. Proceedings of the United States National Museum 83(2992):423-439

DIAGNOSTIC CHARACTERS:

1. carapace laterally compressed, with pronounced mediodorsal carina; anterior $\frac{1}{2}$ of carapace depressed on both sides of median carina; dorsal carina of carapace bearing one to four forwardly directed teeth anteriorly
2. carapace heavily calcified; brittle; surface closely granular or pebbly, with many small shallow pits
3. subrostral tooth acute; subrostral notch well-defined, with very fine serrations on its dorsal surface; carapace area behind notch not depressed or forming shallow sinus

RELATED SPECIES AND CHARACTER DIFFERENCES:

1. Differs from *Cyclaspis nubila* in having teeth anteriorly on the dorsal carina; in having a deeper subrostral sinus with a serrated dorsal margin, and in having the carapace pits both larger and closer together
2. Differs from *Cyclaspis sp B* in having a dorsal carina, with lateral carapace depressions flanking the anterior $\frac{1}{2}$ of the carina; in having a strongly calcified and pitted carapace, and in lacking dorsal inflation of pereonites 2-4
3. Differs from *Cyclaspis sp C* in having teeth anteriorly on the dorsal carina, and in lacking a depression running posteriorly from the subrostral sinus

DEPTH RANGE: 0 - 48m

DISTRIBUTION: Bahia San Bartolome (Baja California) to Point Conception

COMMENTS: Of the local species of *Cyclaspis* this is most similar to *C. nubila*, resembling it in size, general body shape, and surface texture. Both *Cyclaspis sp B* and *Cyclaspis sp C* are smaller at maturity (about 1/2 the size). The dentition of the dorsal carapace carina which characterizes this species is unfortunately not invariable. Carinal teeth may be difficult to see on decalcified or recently moulted specimens. During the terminal ♂ moult all dorsal teeth may be lost, and the carina tends to have fewer teeth in larger ♂s. The number of dorsal carinal teeth also varies in ♀s, but even the largest ♀s always have at least one tooth. The species is most common between 11-20m, frequenting fine sand bottoms with or without gravel or shell debris.

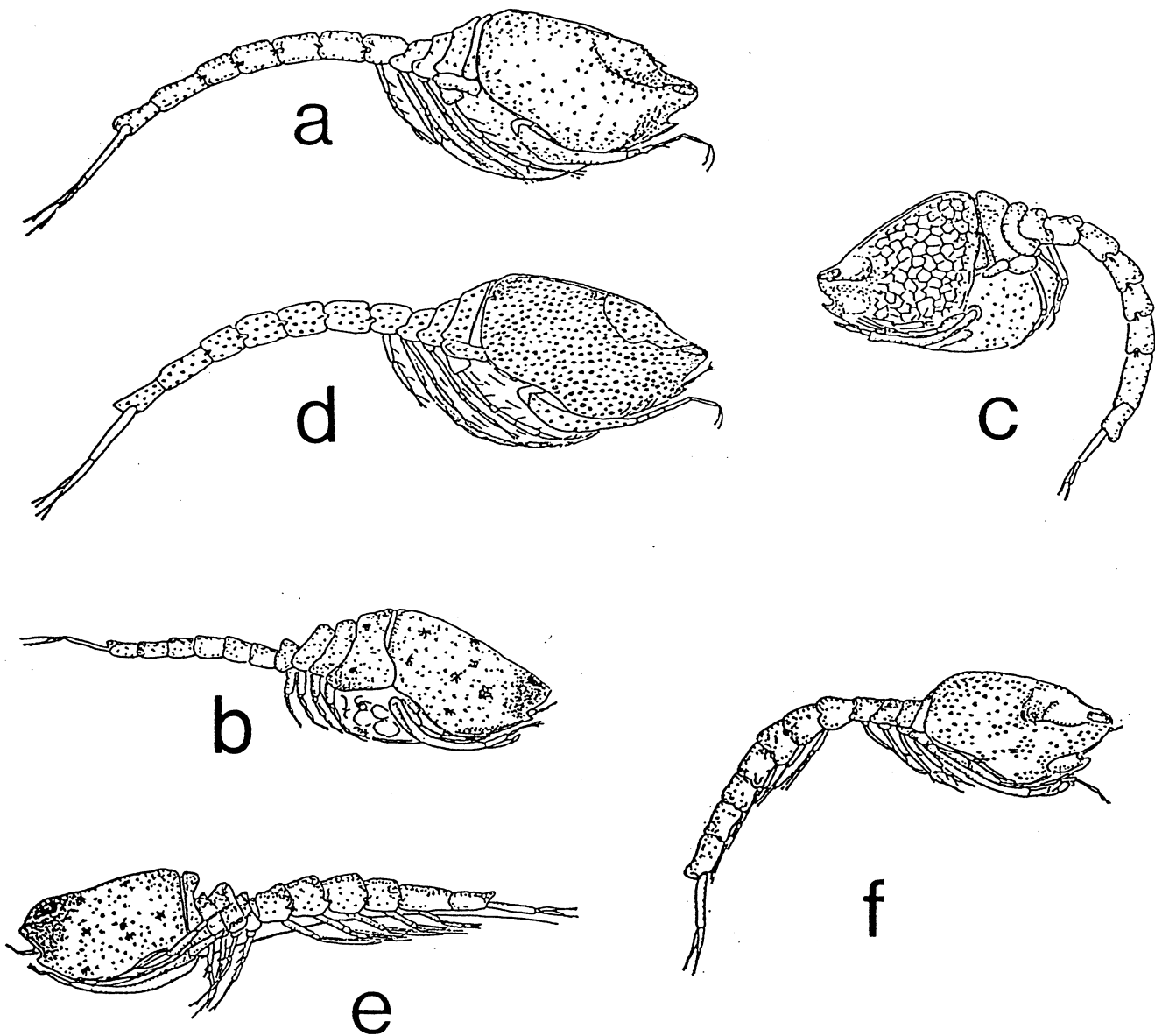


Figure 1 - Lateral views of *Cyclaspis* species from Southern California A) ♀ *C. sp A*, B) ♀ *C. sp B*, C) ♀ *C. sp C*, D) ♀ *C. nubila*, E) ♂ *C. sp B*, F) ♂ *C. sp C*