

## *Listriella albina*

### Diagnostic Characters:

- No eyes
- Lacking bands or spots of pigment
- Carpus of G1 and G2 lacking produced ventral lobe, thick and blunt
- Outer ramus of uropod 3 bi-articulate

### Illustration:

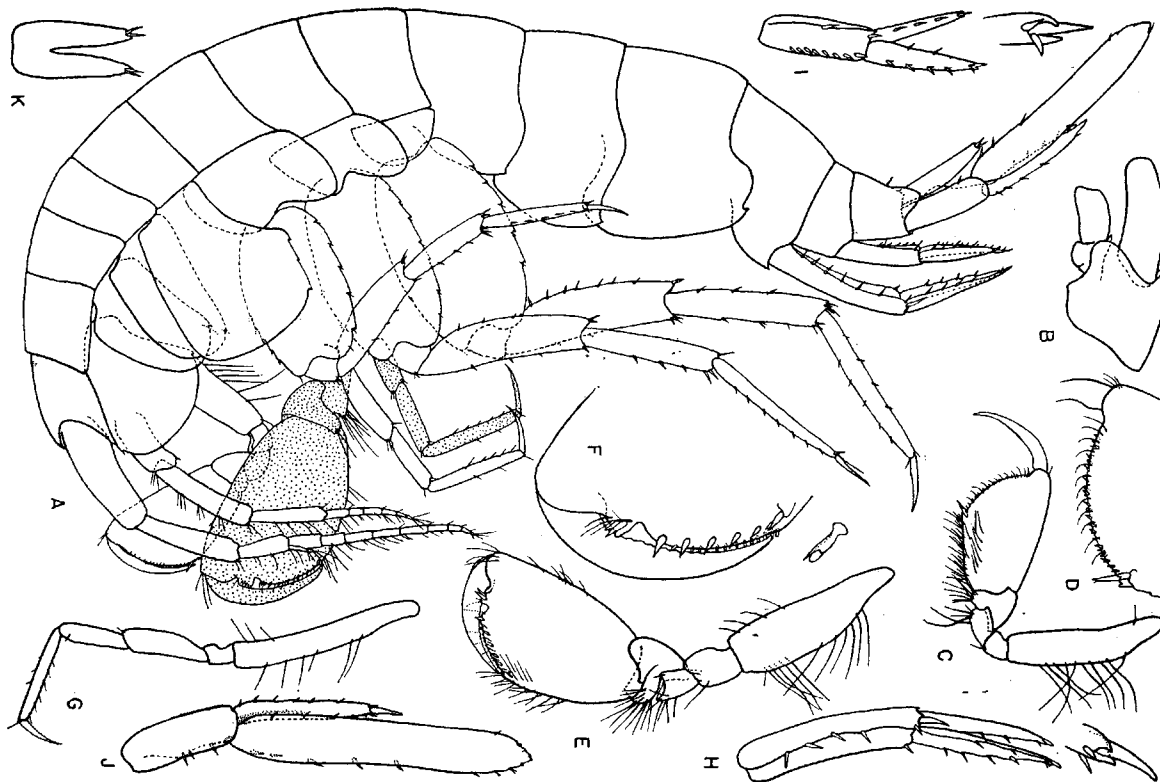


Figure 12

*Listriella albina* J. L. Barnard. Male, 5.4 mm, sta. 7288: A, lateral view; B, head; C,D, gnathopod 1; E,F, gnathopod 2; G, pereopod 1; H,I,J, uropods 1, 2, 3; K, telson.

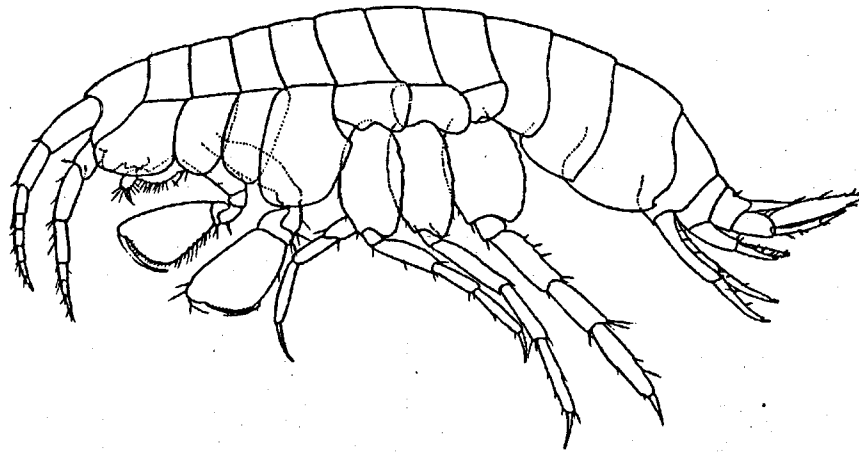


Fig. 11. *Listriella albina* n. sp. A female specimen 3 mm. long from sta. 5418.

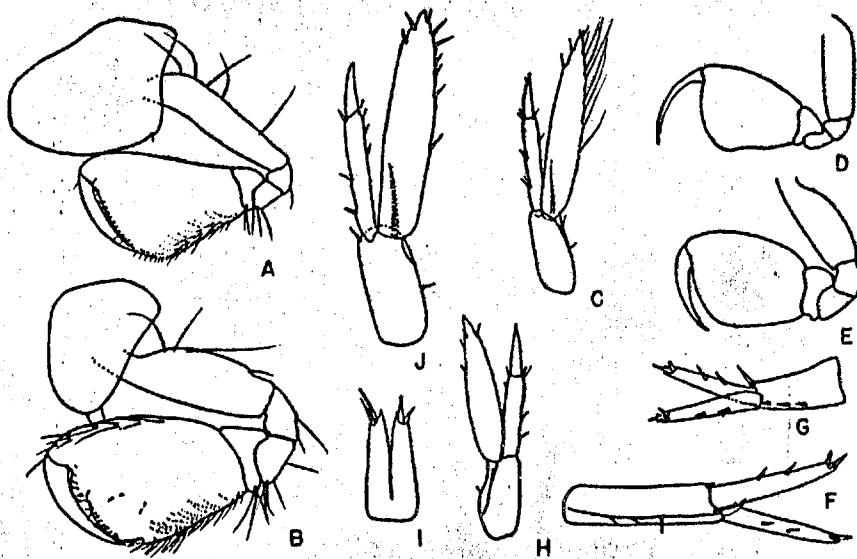


Fig. 12. *Listriella albina* n. sp. A-C. Male, 4 mm., sta. 5402. A, B, gnathopods 1, 2; C, uropod 3. D-E. Female, 3 mm., sta. 5418, gnathopods, 1, 2. F-I. Female, 3 mm., sta. 4763. F, G, H, uropods 1, 2, 3; I, telson. J. Female, 4 mm., sta. 4760, uropod 3.