

Photis sp. C

Diagnostic Characters:

Male:

Coxa 1 antero-distally produced into small knob, with a fan of long stiff setae
G1 and G2 "stepped" (deeply excavate, palms vertical), each with large defining spine
Coxae 2-5 of normal size and shape
G2, article 6 without defining tooth or process
P4, articles 4 and 5 normal slender

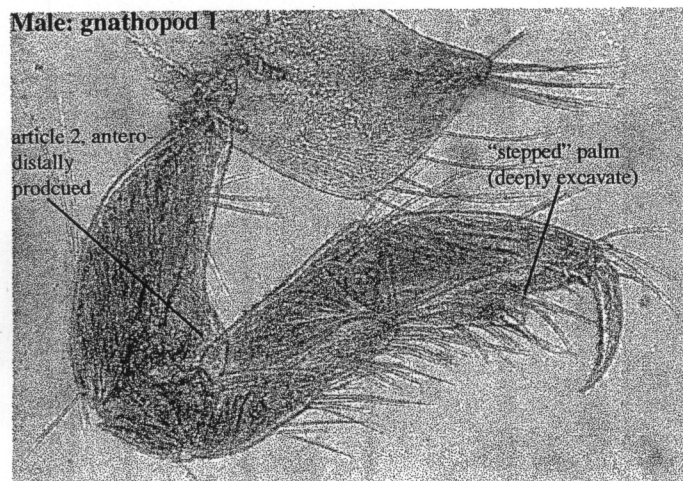
Female:

Coxa 1 antero-distally produced into small knob, with a fan of long stiff setae
G1, palm scarcely sinuous
G1 and G2, with large, stout defining spine
Antenna 1, peduncular article short, barely exceeding eye lobe
Eye lobe blunt, triangular
Eye normal
Ventral margin of Coxa 1 not distinctly scalloped
Coxa 2-4 normal, not long and strap-like
Coxa 5 not large and triangular
G2, palm convex to nearly flat, palm without palmar tooth, or defining tooth
P4, articles 4 and 5 normal slender

Illustration:

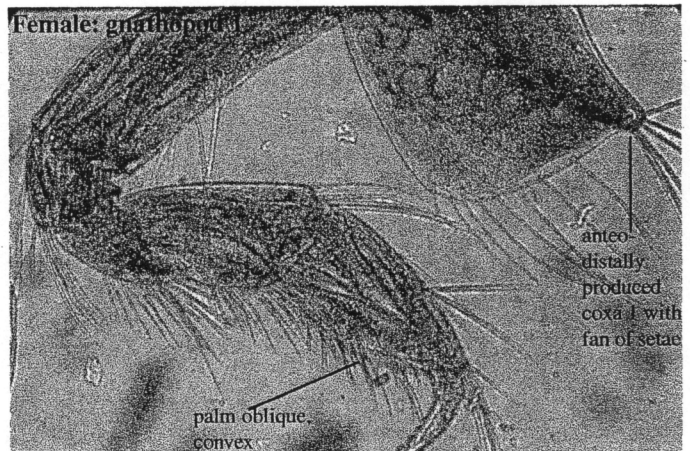
Male specimen: 3.5 mm

Male: gnathopod 1

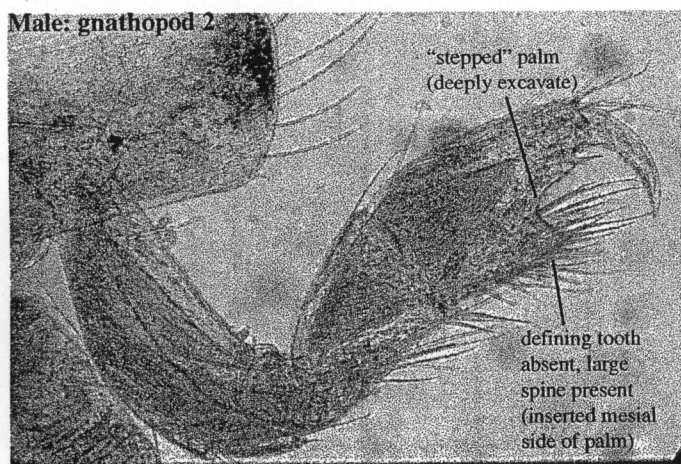


Female specimen: 4.25 mm

Female: gnathopod 1



Male: gnathopod 2



Female: gnathopod 2

