

SCAMIT Code: LACO 53

Date examined: June 10, 1985
Voucher by: Jimmy D. Laughlin

Synonymy:

- Maeroides thompsoni Walker, 1898.
Gammaropsis tenuicornis Holmes, 1904.
Fimbriella robusta Stout, 1913.
Podoceropsis concava Shoemaker 1916.
Eurystheus tenuicornis Shoemaker 1931.
Eurystheus thompsoni Shoemaker 1955.

Literature:

- Walker, A.O. 1898. Crustacea collected by W.A. Herdman, F.R.S. in Puget Sound, Pacific Coast of North America, September, 1897. Liverpool Biol. Soc. Proc. and Trans. 12:268-287 pls. 15-16.
Holmes, S.J. 1904. Amphipod crustaceans of the expedition. In Harriman Alaska Expedition. 10:233-246. figs. 118-128.
Stout, V.R. 1913. Studies in Laguna Amphipoda. II. Zool. Jahrb., Abt. f. System. Geog. u. Biol. Tiere 34:633-659, figs. A-C.
Shoemaker, C.R. 1916. Descriptions of three new species of amphipods from Southern California. Biol. Soc. Wash., Proc. 29:157-160.
- 1931. A new species of amphipod crustacean (Acanthonotozomatidae) from California and notes of Eurystheus tenuicornis. U.S. Natl. Mus. Proc. 78(18):1-8, 4 figs.
- 1955. Notes on the Amphipod crustacean Maeroides thompsoni Walker. Washington Acad. Sci., Jour. 39:66-82, 8 figs.

Diagnostic characters:

1. Dorsum of urosomites 1 and 2 each have a pair of prominent setae and cusps (fig. 1).
2. Pleonal epimeron 2-3 each with a small posteroventral tooth. A low lateral ridge extending from tooth towards mid anterior region of segment (Fig. 2).
3. Males: coxa 2 straight posteriorly and gnathopod 2 strongly subchelate (Fig.3).

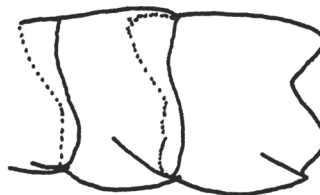
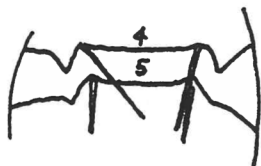


Figure 1. (after Barnard and Reish, 1959).

Figure 2. (after Barnard and Reish, 1959).

Variability:

All characters variable depending on which developmental stage it is in.

Related species and character differences:

G. thompsoni is most closely related to G. marteisia differing in having the setae on urosomites 1 and 2 and the epimeron 3 laterally smooth.

Depth range:

Intertidal to 60 meters.

Distribution:

Puget Sound, Washington to the Gulf of California.

Ecology:

Rare in Southern California intertidal, moderately abundant on the shelf, building tubes which it attaches to algae, rocks and calcareous worm tubes.

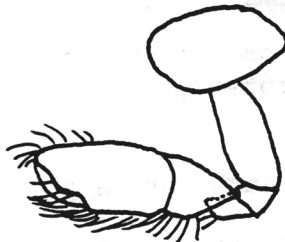


Figure 3. (after Barnard and Reish, 1959).