

SPIONIDAE

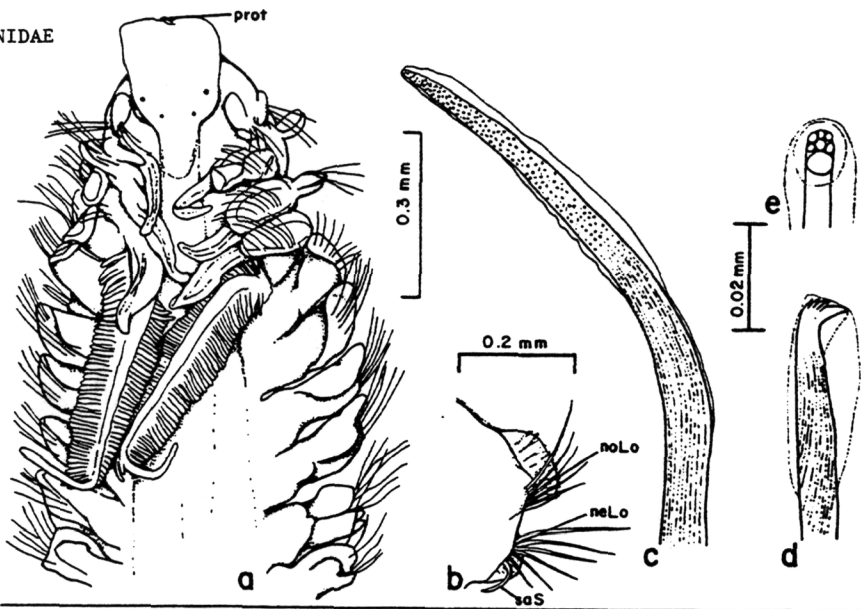


Figure 6-52. *Prionospio* (*Apoirionospio*) *pyraeae*: a, anterior end, dorsal view; b, parapodium from setiger 13; c, sabre seta; d, hooded hook, lateral view; e, same, frontal view.

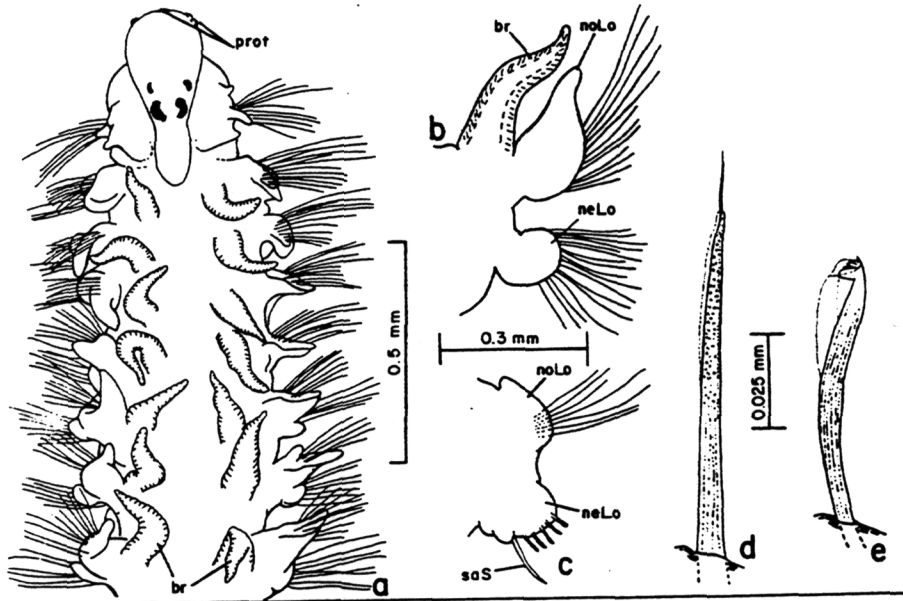


Figure 6-44. *Prionospio* (*Minuspio*) *cirrifera*: a, anterior end, dorsal view; b, parapodium from setiger 8; c, same, from setiger 20; d, sabre seta; e, hooded hook.

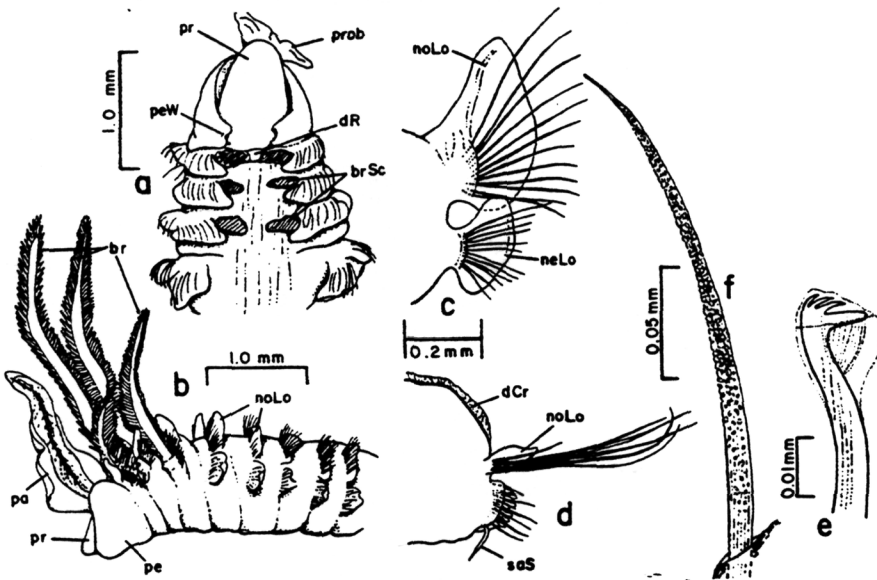


Figure 6-36. *Paraprionospio* *pinnata*: a, anterior end, dorsal view; b, same, lateral view; c, parapodium from setiger 3; d, same, from posterior setiger; e, neuropodial hooded hook; f, sabre seta.

